



# 2020 Aquatic Invasive Species Program Report

The Cass County Aquatic Invasive Species (AIS) Program has been in place since 2015. The inspector program at Cass County lakes has conducted over 120,000 inspections and 54,000 inspection hours. The program has been a part of fishing tournaments, lake associations, boating events, and working with resorts.

## 2020 Statistics:

- Inspection hours – 14,616.5
- Inspections done – 25,800
- 103 Inspection days

## AIS boat plug law violation rates by year:

- 2017 – 1.17% – 211
- 2018 – 2.4% – 265
- 2019 – 1.8% – 217
- 2020 – 2.1% – 535

## Major Accomplishments:

- Boat Inspections for Frank Schneider Muskie Tournament
- Mississippi Headwaters Board AIS Outreach Campaign with Minnesota Traditions
- Norway Lake – Mechanical Treatment of Curly Leaf Pondweed
- Aquatic plant survey for Norway Lake
- Participated in Resort Ambassadors Project
- Distributed Clean, Drain, Dry campaign materials at boat launches throughout the season
- Cost share with Lake Associations on projects: signs, aquatic plant studies, zooplankton and water quality studies, advertisement, and education.

## Peak Week Activities:

Event	Time Frame	Number of Inspectors
Fishing Opener	May 9-15	18
Memorial Day	May 23-May 29	23
Fourth of July	July 2-8	23
Labor Day	Sept 3- Sept 9	25

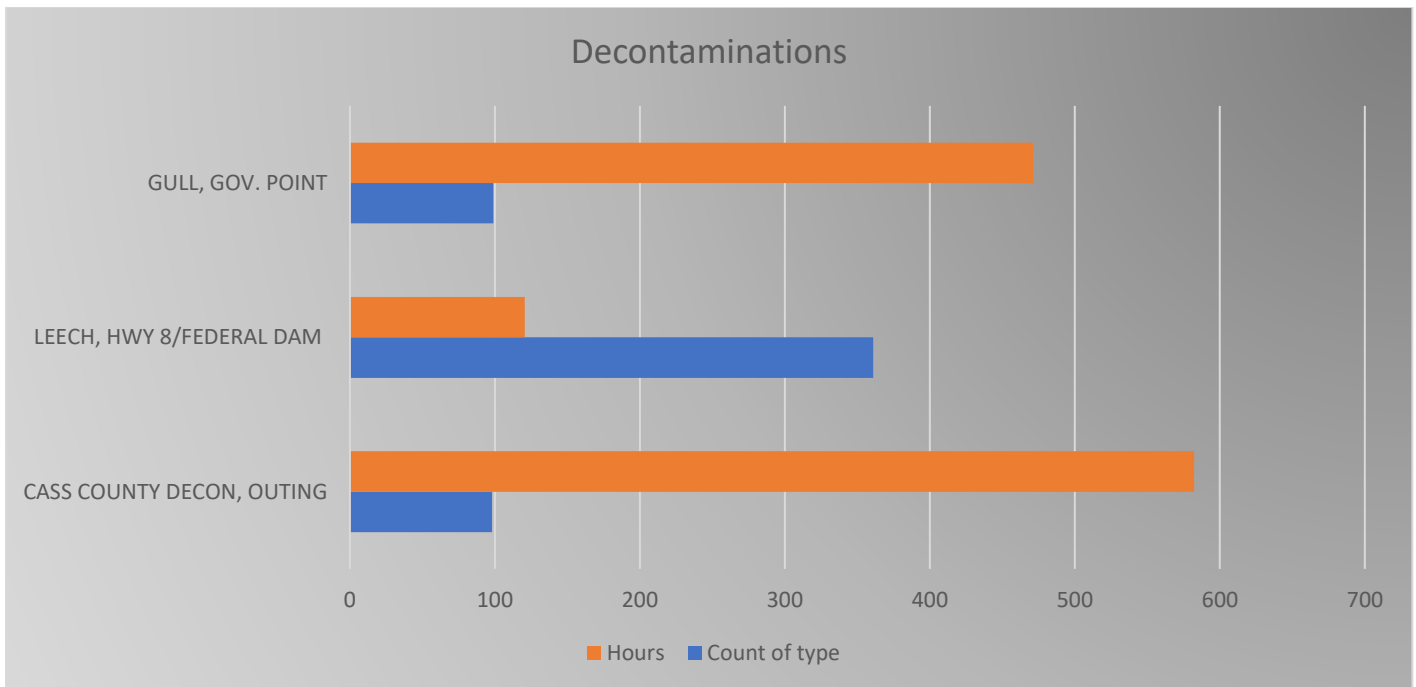
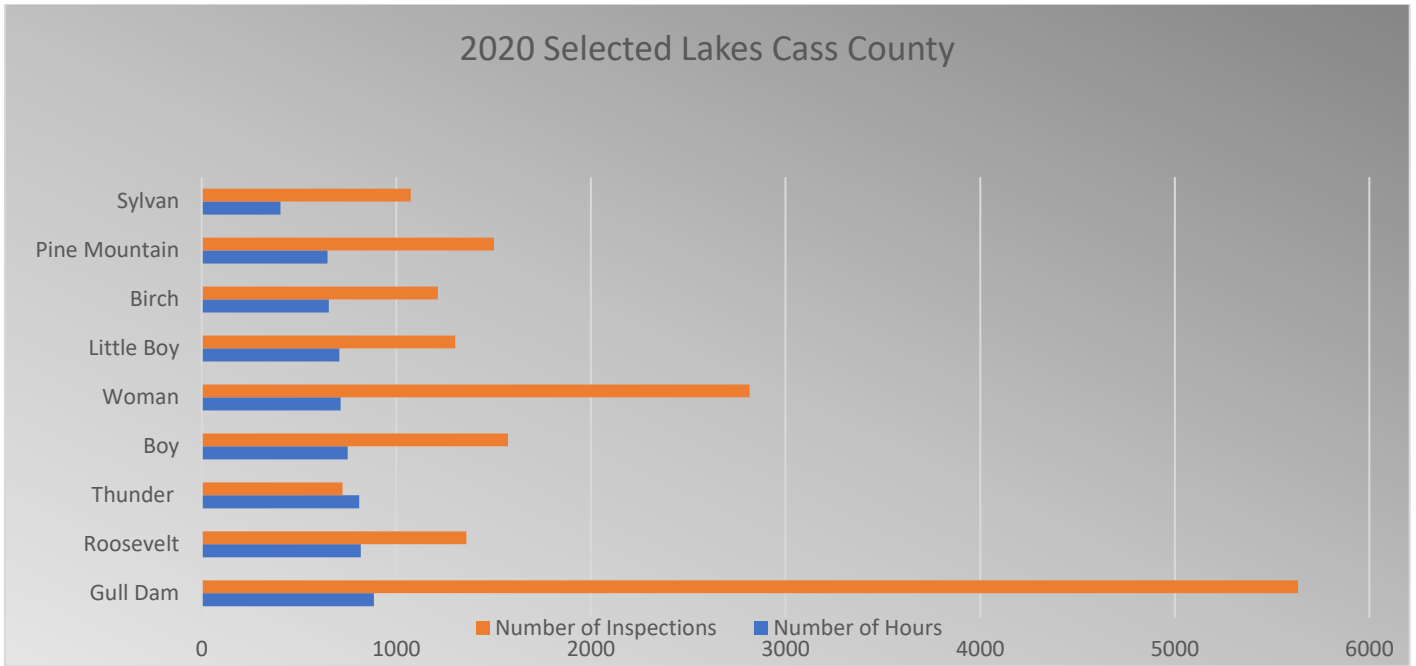
## Inspector Hours per Lake 2020\*

Lake Name/Decon	May	June	July	Aug.	Sept.	Total Hours
Ada	130	120	130	140	120	640
Baby	47	130	110.25	189.50	100	576.75
Big Rice Lake	-	-	-	-	26.25	26.25
Birch	130	150	141.25	170.50	60.50	652.25
Blackwater	140	148	138	140	115	681
Boy	101	161	168.25	190	130	750.25
Federal Dam	30	90.75	-	-	-	120.75
Federal Dam Decon	30	90.50	-	-	-	120.5
Gull Dam	164.75	191.25	236	85.5	207.75	885.25
Gull Decon	-	125	121.50	224.75	-	471.25
Outing Decon	71.25	120	130.25	140.75	120	582.25
Girl	106.75	119.75	136.25	147.50	94.75	605
Inguadona	14.25	2.50	30	107	80.75	234.5
Lawrence	10	10	103.25	121.25	144	388.5
Little Boy	140	120	148	157	141.75	706.75
Longville	130	60.75	44	80.50	71	386.25
Mule	56.50	79.50	69.50	85.25	39.50	330.25
Norway	40.0	-	-	-	-	40
Pillager Lake	-	106.50	39.25	-	-	145.75
Pine Mountain	140	170	150.75	91	93.75	645.50
Pleasant	-	-	10	28.75	10	48.75
Ponto	40	37.75	10	68.50	-	156.25
Rock	-	60	155.50	169.75	40	425.25
Roosevelt	105.50	160	182	229.25	139.75	816.50
Stony	10	10	118.75	60	40	238.75
Sylvan	16	80.50	117.25	110.75	80.50	405
Ten Mile	150	140	138	170	160.25	758.25
Thunder	110.50	149.25	176.25	229.25	143.25	808.50
Wabedo	-	20	87.75	79.50	90	277.25
Washburn	112	90	110	110	50	472
Webb	107.50	80	90	120	80.25	477.75
Woman	132.75	152.50	162.50	135.50	130	713.25

\*Table does not include Leech Lake Accesses (except Federal Dam), all others were conducted by MN DNR

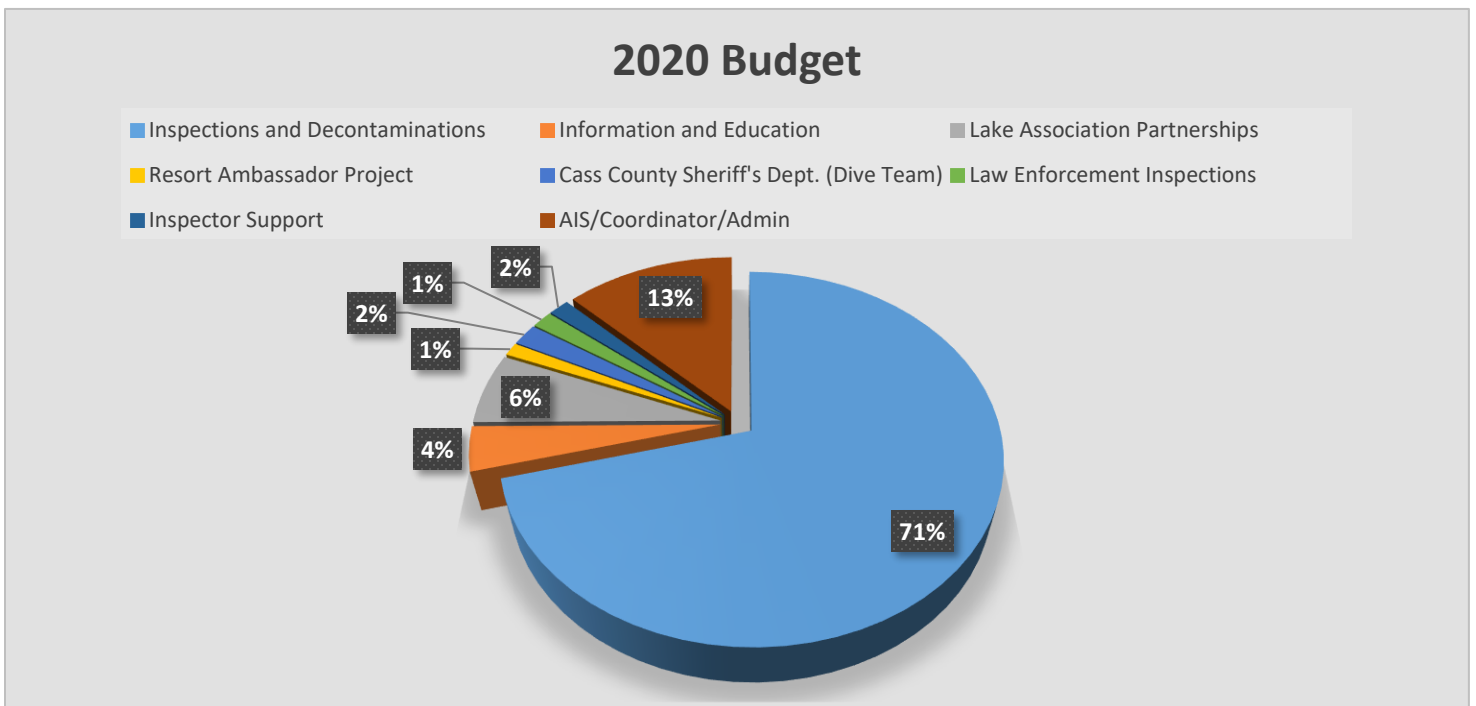
## Inspection and Decontamination Summary 2020

Cass County inspectors conducted 25,800 inspections logging in 14,616.5 hours of inspection time. The lakes with the highest number of inspection hours were Gull Dam, Roosevelt, Thunder, Boy, Woman, Little Boy, Birch, Pine Mountain and Sylvan. The violation rate was 2.1% which is up slightly from last year which was 1.8%. The overall number of inspections were much higher than in 2019 (and the number of hours the inspectors logged was slightly higher). One more inspection day occurred this year than last year. As in previous years, the DNR, Itasca County, Crow Wing County, and Beltrami County also performed inspections on lakes in or on border waters of Cass County.

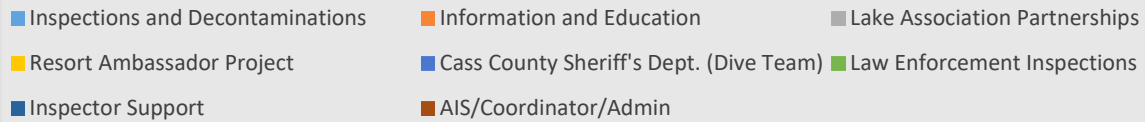


## Participation in 2020

- AIS Task Force – Walker, MN – January 2020
- Top 10 AIS Meeting – March 2020
- Dive Team Collaboration – Summer 2020
- Mid-season Inspector Meeting – July 2020
- Starry Trek – August 2020
- High School Bass League - AIS Information distribution August 2020
- Association of Cass County Lakes Meetings via Zoom – 2020
- Lake Association Meetings as requested– 2020
- Cass County, Itasca County, and Lake Vermilion Association Resort Ambassador Project – 2020



## 2020 Dollars Spent



### AIS Management & Prevention Program Budget:

	2020 Budget	2020 Spent	2021 Proposed
<b>Inspections and Decontaminations</b>	\$365,000.00	\$357,259.11	\$370,000.00
<b>Decontamination Partnerships*</b>			\$1,000.00
<b>Information and Education</b>	\$20,000.00	\$15,140.92	\$20,000.00
<b>Lake Association Partnerships</b>	\$32,000.00	\$9,385.83	\$28,000.00
<b>Resort Ambassador Project</b>	\$6,000.00	\$3,521.09	\$4,000.00
<b>Cass County Sheriff's Dept. (Dive Team)</b>	\$10,000.00	\$10,000.00	\$10,000.00
<b>Law Enforcement Inspections</b>	\$8,000.00	\$8,448.00	\$11,000.00
<b>Inspector Support</b>	\$8,000.00	\$6,006.27	\$10,000.00
<b>AIS Coordinator/Admin</b>	\$65,300.00	\$60,118.75	\$58,000.00
<b>Totals</b>	<b>\$514,300.00</b>	<b>\$469,879.97</b>	<b>\$512,000.00</b>

\*Decontamination partnerships have previously been included under the Inspections and Decontaminations line item.

**2021 AIS Management & Prevention Program Budget:**

**2019 Restricted AIS Fund Balance: \$430,297.60**

**2020 AIS Prevention Aid Revenues: \$506,039.00**

**2020 Total AIS Prevention Expenditures: \$463,891.80**

**2020 Restricted AIS Fund Balance: \$472,444.80**

**2021 Proposed Budget:**

<b>Inspections and Decontaminations</b>	<b>\$370,000.00</b>
<b>Decontamination Partnerships</b>	<b>\$1,000.00</b>
<b>Information and Education</b>	<b>\$20,000.00</b>
<b>Lake Association Partnerships</b>	<b>\$28,000.00</b>
<b>Resort Ambassador Project</b>	<b>\$4,000.00</b>
<b>Cass County Sheriff's Dept. (Dive Team)</b>	<b>\$10,000.00</b>
<b>Law Enforcement Inspections</b>	<b>\$11,000.00</b>
<b>Inspector Support (Facilities)</b>	<b>\$10,000.00</b>
<b>AIS Coordinator/Admin</b>	<b>\$58,000.00</b>
<b>Total</b>	<b>\$512,000.00</b>